

**Site Usage**

**20,185** Visits

**57.84%** Bounce Rate

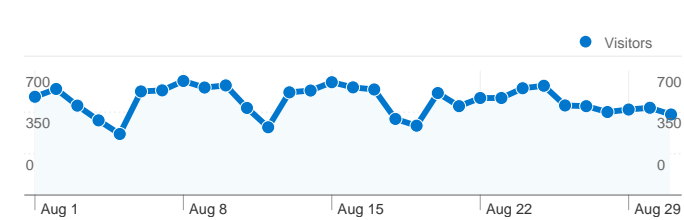
**50,417** Pageviews

**00:03:02** Avg. Time on Site

**2.50** Pages/Visit

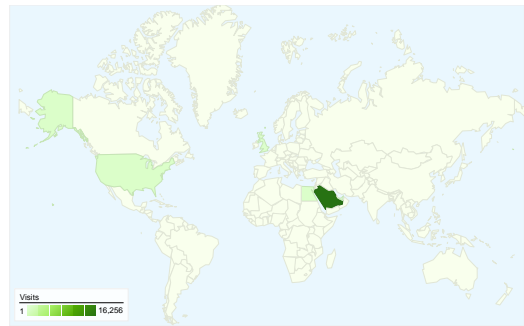
**51.62%** % New Visits

**Visitors Overview**

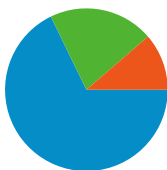


**Visitors**  
**12,280**

**Map Overlay**



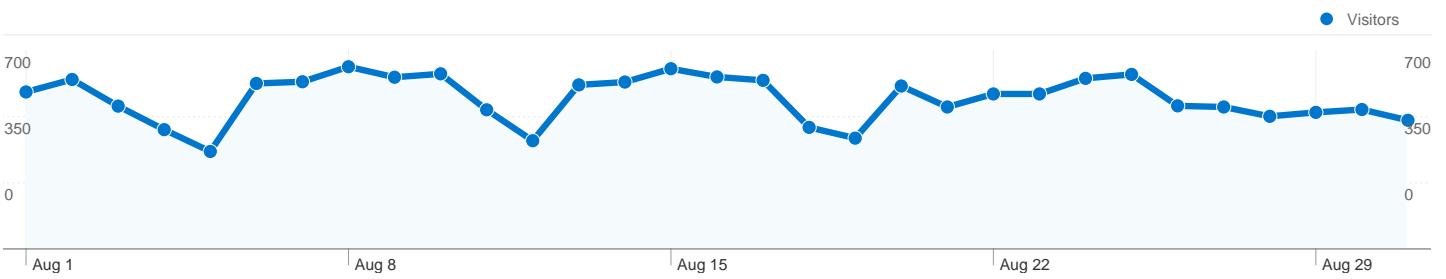
**Traffic Sources Overview**



- **Search Engines**  
13,683.00 (67.79%)
- **Direct Traffic**  
4,216.00 (20.89%)
- **Referring Sites**  
2,286.00 (11.33%)

**Content Overview**

Pages	Pageviews	% Pageviews
/Pages/Default.aspx	19,637	38.95%
/TourismInvestment/TourismLic	2,987	5.92%
/en/Pages/default.aspx	1,897	3.76%
/AboutSCTA/Pages/ContactUs.	756	1.50%
/TourismInvestment/TourismLic	596	1.18%



## 12,280 people visited this site

20,185 Visits

12,280 Absolute Unique Visitors

50,417 Pageviews

2.50 Average Pageviews

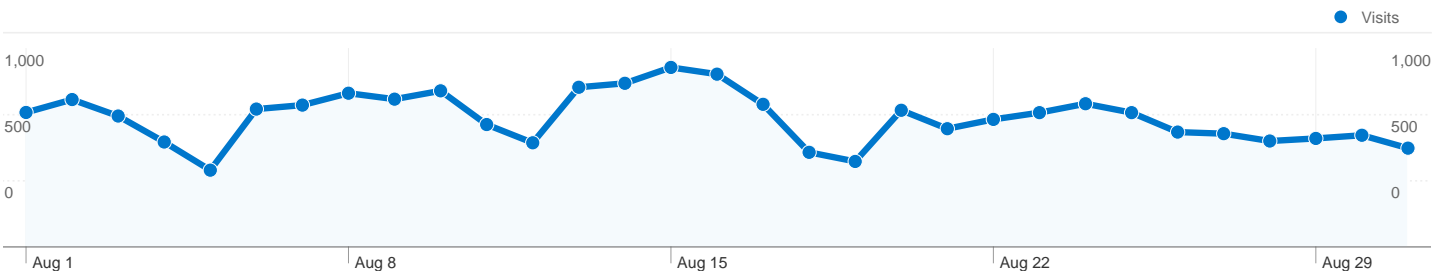
00:03:02 Time on Site

57.84% Bounce Rate

51.62% New Visits

## Technical Profile

Browser	Visits	% visits
Internet Explorer	11,904	58.97%
Chrome	3,113	15.42%
Firefox	2,451	12.14%
Safari	2,141	10.61%
Mozilla Compatible Agent	214	1.06%

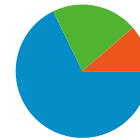


All traffic sources sent a total of 20,185 visits

20.89% Direct Traffic

11.33% Referring Sites

67.79% Search Engines



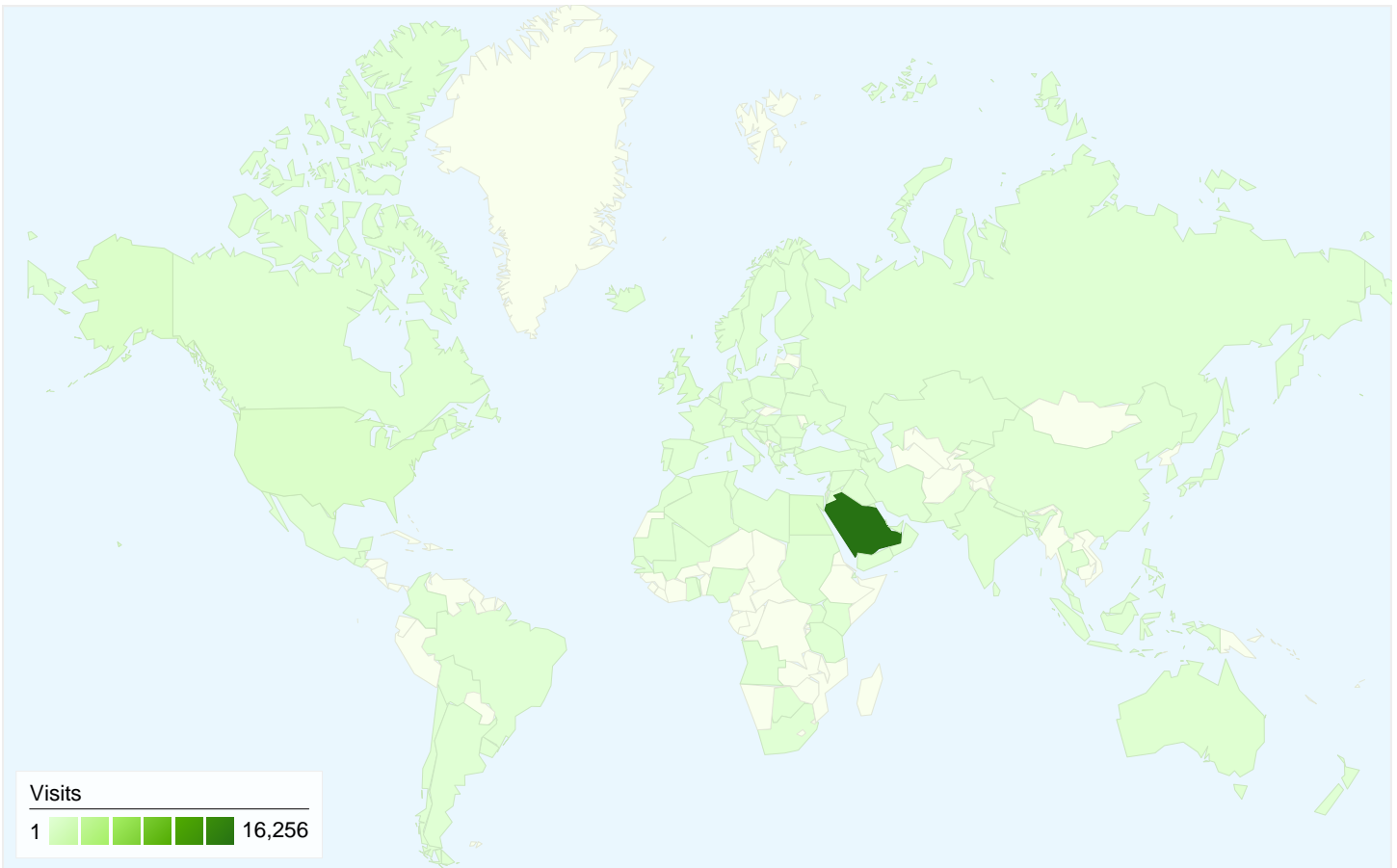
■ Search Engines  
13,683.00 (67.79%)

■ Direct Traffic  
4,216.00 (20.89%)

■ Referring Sites  
2,286.00 (11.33%)

## Top Traffic Sources

Sources	Visits	% visits	Keywords	Visits	% visits
google (organic)	13,326	66.02%	ةحاي س ل ل ةم اع ل ا ةئ ه ل ا	1,568	11.46%
(direct) ((none))	4,216	20.89%	ةحاي س ل ل ةم اع ل ا ةئ ه ل ا	1,405	10.27%
facebook.com (referral)	241	1.19%	ةحاي س ل ل ةئ ه	1,227	8.97%
sct.gov.sa (referral)	229	1.13%	ر ا ث ا ل ا و ةحاي س ل ل ةئ ه	522	3.81%
search (organic)	219	1.08%	ةحاي س ل ل ا ل ل ةئ ه ل ا	465	3.40%

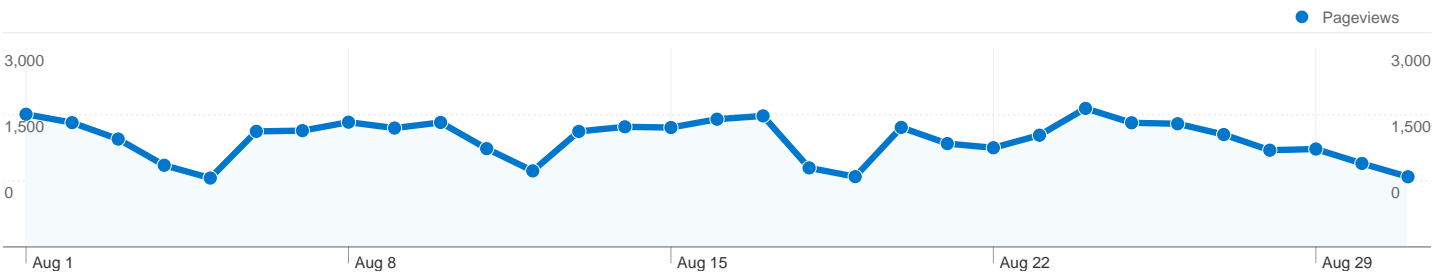


**20,185 visits came from 106 countries/territories**

**Site Usage**

Country/Territory	Visits	Pages/Visit	Avg. Time on Site	% New Visits	Bounce Rate
<b>Visits</b> <b>20,185</b> % of Site Total: 100.00%	<b>Pages/Visit</b> <b>2.50</b> Site Avg: 2.50 (0.00%)	<b>Avg. Time on Site</b> <b>00:03:02</b> Site Avg: 00:03:02 (0.00%)	<b>% New Visits</b> <b>51.63%</b> Site Avg: 51.62% (0.02%)	<b>Bounce Rate</b> <b>57.84%</b> Site Avg: 57.84% (0.00%)	
Saudi Arabia	<b>16,256</b>	2.52	00:03:08	46.65%	57.57%
United States	<b>542</b>	2.45	00:02:30	71.96%	57.20%
Egypt	<b>487</b>	2.07	00:02:57	75.15%	65.91%
United Kingdom	<b>429</b>	2.80	00:02:38	62.00%	52.68%
United Arab Emirates	<b>194</b>	2.43	00:02:19	71.13%	56.70%
Australia	<b>150</b>	2.62	00:02:06	62.67%	70.00%
(not set)	<b>136</b>	2.82	00:04:00	62.50%	61.76%
India	<b>134</b>	1.80	00:02:05	77.61%	60.45%
Kuwait	<b>128</b>	2.95	00:03:08	43.75%	52.34%

Jordan	<b>127</b>	2.18	00:02:31	68.50%	60.63%
					1 - 10 of 106



**Pages on this site were viewed a total of 50,417 times**

**50,417** Pageviews

**37,130** Unique Views

**57.84%** Bounce Rate

## Top Content

Pages	Pageviews	% Pageviews
/Pages/Default.aspx	19,637	38.95%
/TourismInvestment/TourismLicensing/Pages/default.aspx	2,987	5.92%
/en/Pages/default.aspx	1,897	3.76%
/AboutSCTA/Pages/ContactUs.aspx	756	1.50%
/TourismInvestment/TourismLicensing/Pages/Steps_toget.aspx	596	1.18%